

CRAZY

Gnarls Barkley

Text och musik: Brian Burton/ Thomas Callaway/
Gianfranco Reverberi/Gian Piero Reverberi

♩ = 112

Cm
 I re-mem-ber when,
 3 Cm E^b
 mem-ber, I re-mem-ber when I lost my mind.
 5 E^b A^badd9
 something so pleasant a-bout that place. .otions had an
 7 A^b Gsus
 ech - o. In so much space.
 10 Cm
 And when you're out t' e. Yeah, I was out of touch.
 12 E^b A^badd9
 e I didn't know e-nough.
 15 A^b G
 .uch. Does that make me cra -
 18 E^b
 Does that make me cra - zy?
 A^badd9
 Does that make me cra - - - zy?
 A^b Gsus G
 Pos - si-bly.

DANI CALIFORNIA

Red Hot Chili Peppers

Text och musik: John Frusciante/Anthony
Kiedis/Chad Smith/Michael Balz

♩ = 96, originaltonart A-moll

Em D Am Em Em D Am Em

5 Em D Am Em

1. Gettin' born in the state of Missis-sip-pi. Pa - pa was a copper

7 Em D Am

In Al - a - ba - ma she would swing a hammer. Price v .ne pano - ra - ma.

9 Em D

She ne - ver knew that thr , more than poor.

11 Em D Em

What in the v - pa - ny take me for?

13 Em Am Em

Black bar si - a - na. Robbin'a bank in the state of In - di - a - na.

15 Em

- bel and a stunner. On her merry way sayin' baby whatchagonna.

D Am Em

jk-ing down the bar - rel of a hot me - tal for - ty - five.

Em D Am

Just a - noth - er way to sur - vive. Ca - li - for -

DUMPA MIG

Veronica Maggio

♩ = 100, originaltonart B♭-moll

Text och musik: Stefan Gräslund

Bm D Dsus/G Bm D Dsus/G

5 Bm D Dsus/G Bm

Tog tå-get ner, du skul-le dum - pa mig.
Som jag för-stod var vi för - äls - ka-de.

Bätt

8 Dsus/G Bm D

te - le - fon. — Jag viss-te
bra som _ jag. — Vi ta -

de.
ka-de.

11 Bm D

För - ta se - mes - ter
Jag lå - na' peng

a — år. —
din — stad. —

13 F#m7add4 F

Var - för s

./add4 Em7

nån an - nan än sig själv? E-go!

17 Bm

8sus/G Dum - pa mig. Bm D

skul-le dum-pa mig.

Bätt-re på plats än ge-nom

Bm D Dsus/G Dum - pa mig. —

le - fon. —

Na-na-na-na, du skul-le dum-pa mig.

Bm D Dsus/G

Bätt - re på plats än ge - nom

te - le - fo - o - o -

JAG HATAR ATT JAG ÄLSKAR DIG

Håkan Hellström

Text och musik: Håkan Hellström

$\text{♩} = 102$

G C /B Am G

9 G C

hört att du träffat nån, och jag hör att han är allt__ jag in - te

12 C /B Am

Och jag hör att du är sä - ker nu, _ an - ken var - je

15 G

dag. _ _ är den rät - te, _

18 G C

ja, dr li - gen me - nar __ det. _

21 C

att __ jag äls - kar dig, _ och jag

24 Am G

__c - ket att jag ha - tar __ mig. _ 2. Och jag

för att be, _ jag skäms för att grå - ta. _

C /B Am

Mitt hjär - ta är ditt att __ för - stö - ra, låt din vän få ve -

WE'RE FROM BARCELONA

I'm from Barcelona

Text och musik: Emanuel Lundgren

$\text{♩} = 120$

B \flat C F B \flat

5 B \flat C F B \flat

9 B \flat C F

Na na na...

13 B \flat C

I'm gon - na sing this song with you, and we're I'm

15 F

from Bar - ce - lone. Love is a feel - ing that we

18 C B \flat

don't un - der - stand. Give it to you,

21 B \flat C

we'll aim for the stars, we'll aim for your heart

B \flat

when the night comes. And we'll bring you love,

C F B \flat ♯

you'll be one of us when the night comes.

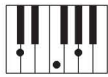

Gitarrackord

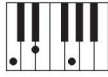
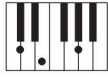
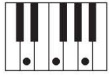
C **C[#]/D^b** **D** **D[#]/E^b** **E** **F**
C_m **C[#]_m/D^b_m** **D_m** **D[#]_m/E^b_m** **E_m**
C7 **C[#]7/D^b7** **D7** **D[#]7/E^b7** **F_m7**
C_m7 **C[#]_m7/D^b_m7** **D_m7** **E_m7** **F_m7**
C6 **C[#]6/D^b6** **E6** **F6**
C_m6 **C[#]_m6** **D[#]_m6/E^b_m6** **E_m6** **F_m6**
C **D_Δ** **D[#]_Δ/E^b_Δ** **E_Δ** **F_Δ**
C[#]/D^b° **D°** **D[#]°/E^b°** **E°** **F°**
sus **C[#]{sus}/D^b_{sus}** **D_{sus}** **D[#]_{sus}/E^b_{sus}** **E_{sus}** **F_{sus}**


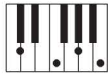



3 fr, 4 fr, 5 fr, 6 fr, 3 fr, 4 fr, 5 fr, 6 fr


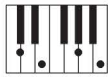

www.gehrmans.se

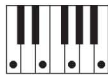



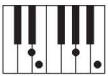
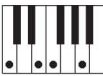
Pianoackord


C  C#/D♭  D  D#/E♭  E  F 






Cm  C#m/D♭m  Dm  D#m/E♭m  Em 


C7  C#7/D♭7  D7  D#7/E♭7  F7 

Cm7  C#m7/D♭m7  Dm7  E7  Fm7 

CΔ  C#Δ/T♭  DΔ  E♭Δ  EΔ  FΔ 

C°  D°  D#°/E♭°  E°  F° 

C7sus/D♭7sus  D7sus  D#7sus/E♭7sus  E7sus  F7sus 

Cm7-5  C#m7-5/D♭m7-5  Dm7-5  D#m7-5/E♭m7-5  Em7-5  Fm7-5 

Transponeringstabell

| | | | | | | | | | | | |
|----------------------------------|----------------------------------|----------------------------------|----------------------------------|----------------------------------|----------------------------------|----------------------------------|----------------------------------|----------------------------------|----------------------------------|----------------------------------|----------------------------------|
| C | D ^b C [#] | D | E ^b D [#] | E | F | G ^b F [#] | G | A ^b G [#] | A | B ^b A [#] | B |
| B | C | D ^b C [#] | D | E ^b D [#] | E | F | G ^b F [#] | G | A ^b G [#] | A | |
| B ^b A [#] | B | C | D ^b C [#] | D | E ^b D [#] | E | F | G ^b F [#] | C | | |
| A | B ^b A [#] | B | C | D ^b C [#] | D | E ^b D [#] | E | F | | | |
| A ^b G [#] | A | B ^b A [#] | B | C | D ^b C [#] | D | E ^b | | | | G |
| G | A ^b G [#] | A | B ^b A [#] | B | C | D ^b | E ^b | | | F | G ^b F [#] |
| G ^b F [#] | G | A ^b G [#] | A | B ^b A [#] | | | | | E ^b D [#] | E | F |
| F | G ^b F [#] | G | A ^b G [#] | | | | | D ^b C [#] | D | E ^b D [#] | E |
| E | F | G ^b F [#] | | | | | B | C | D ^b C [#] | D | E ^b D [#] |
| E ^b D [#] | E | | | | | A | B ^b A [#] | B | C | D ^b C [#] | D |
| D | | | | | G | A ^b G [#] | A | B ^b A [#] | B | C | D ^b C [#] |
| | | | | F | G ^b F [#] | G | A ^b G [#] | A | B ^b A [#] | B | C |
| | | | E ^b D [#] | E | F | G ^b F [#] | G | A ^b G [#] | A | B ^b A [#] | B |

Exempel: Om Du vill transponera en melodi som är noterad i exempelvis D-dur, så kan Du säga G-dur, byter Du ut aktuella ackord i "D-durstapeln" mot ackord som ligger på samma nivå i "G-durstapeln". I stället för D spelar Du således G, i stället för Bm7 spelar Du Em7, i stället för Asus spelar Du sus etc.

Vill Du höja en låt 3 halvtonsteg (en liten ters) går Du 3 steg åt höger i tabellen.

Vill Du sänka melodin går Du åt vänster.